


***Kinsey Scout Reservation
2025 Summer Camp Leaders Guide
Norwela Council***



Sail Into Adventure!



Mission Statement

It is the mission of Scouting America to serve others by helping to instill values in young people and in other ways, to prepare them to make ethical and moral choices over their Lifetimes in achieving their full potential. The values we strive to instill are based on those found in the Scout Oath and Law.

Letter from the Scout Executive

Kinsey Scout Reservation strives to provide the best customer-service-oriented summer camp experience where we see ourselves as the highlight of your year-round program. Our mission as a staff is to help you, as Scout Leaders, accomplish the goals that you aim to achieve at summer camp and to ensure that your Scouts have a positive, exciting summer camp experience that will keep them involved and enthusiastic about Scouting.

Our entire staff, from the Management Team to our Counselors in Training, is continually Looking for ways to improve the camp and its summer camp program, but we need your help to reach our full potential. We want your feedback and your ideas about how we can make Kinsey Scout Reservation and its programs are even better. We at KSR know that the best measure for our success is seeing the smiles on the faces of your Scouts and knowing that we had a positive impact on them for Scouting. With your help, we will continue to be one of the most successful summer camps in the country.

Summer camp is the heart of the Scouting program. At KSR, we have a reputation for excellent service, facilities, and programs. We want every camper to feel like they are part of our Scouting family. Our staff and I provide you with the best camping experience possible in 2025. I'm confident that we can provide your youth with memories that last a lifetime.

Yours in Scouting,

A handwritten signature in blue ink that reads "Jeff Brasher". The signature is fluid and cursive, with the first name "Jeff" being more prominent than the last name "Brasher".

Jeff Brasher

Scout Executive/CEO

Norwela Council, Scouting America

Registration

Summer Camp Sessions and Dates

Summer Camp Week 1: June 15-June 21

Summer Camp Week 2: June 22-June 28

Camper Fee Schedule

A KSR camp t-shirt is included in the Fees for Summer Camp. We have estrus available in the Trading Post for \$20.

Scouts

Early Bird Registration Before April 1: \$285 Regular Registration until June 1: \$325 Late Registration Fee: \$325.

Adult Leaders

Early Bird Registration Fee: \$90. Regular Registration Fee: \$300. Late Registration Fee; \$150.

Early bird discount rates apply to all Scouts and Adults **paid in full** by April 1, 2025.

We allow **two free adults leader per every six registered Scouts** attending camp.

Beyond that, the standard adult rate will apply. Additional adult leaders may receive discounts or fee wavers if they are available to instruction or expertise during staff week. If interested, contact the Camp Director, Neal Stapleton at 318-453-0136.

Additional Program Fees

Additional program fees apply to the following merit badge classes.

Archery \$15	Indian Lore \$15	Photography \$10	Red River Rifle \$25
Basketry \$15	Leatherwork \$15	Cooking \$20	Metal Working \$15
Rifle Shooting \$20	Shotgun Shooting \$25	Welding \$20	Space Exploration \$15

Camperships

Camperships are available to Norwela Council Scouts camping at KSR with their Troops or as Wranglers, in amounts covering Up to half of the early bird rate. The campership application will be available at the Council Service Center. The Deadline for submitting the application is May 1, 2025, and funds are allocated on first come, first served basis. Camperships are awarded To individual Scouts and may not be transferred. All campership application must include the signature of a parent or guardian and the registered unit leader. Scouts awarded camperships will be notified and the discounted camp fee will be entered into the units camp registration.

Online Registration

The registration process is to help campers and staff make accurate plans for camp. This guide contains all the forms and information Necessary to register for summer camp. We are using Tentaroo software for our registration and Merit Badge Scheduling.

Online payments are also accepted through the system. Go to <https://norwela.tentaroo.com>. In order to help us plan and ensure that we have accurate numbers of participants for each course, all merit badge registration must be completed online.

Troops should register as a group instead of completing individual registrations. Wranglers of course, are an exception. Troops Can register online at <https://norwela.tentaroo.com>. Units need to submit a \$150 unit deposit to Norwela Council to reserve a Campsite. Units also need to submit Registration forms with a deposit that includes unit contact information and the estimated numbers of campers.

Payment

The full payment totaling \$285 per scout is due April 1 for the Early Bird Rate and \$300 after April, 2025. Only Scouts who have paid in full will be permitted to register for merit badge sessions.

Merit Badges and Programs

As previously stated, all registration for merit badge sessions will be completed online using Tentaroo. This process will begin on April 1 and will be accessible only to Scouts who have paid their full camp fees.

Final Payment

In order to qualify for the Early Bird rate, the final balance for all Scouts and adult leader registration fees is due April 1, 2025 to Norwela Council Office. The \$150 deposit is counted toward this final payment. Units making camp fees paid by this date qualify for the Early Bird fee rate.

Check-In

Please arrive at camp with all the required forms and paperwork detailed in the Check-In section on page 6. The camp staff will update schedules and settle any remaining balances at this time. **All program fees should be paid at Check-in.**

Methods of Payments

Payments can be made by cash, check, or credit card. Credit cards can be used by visiting the Scout office or online at <https://norwela.tentaroo.com>. Norwela units may also pay using their unit accounts.

Online Registration

Due to the positive response and the significant number of benefits that enhance the overall experience, we will again be using Tentaroo for registration and scheduling of merit badges. Login information will be sent out to units on the morning of May 1st for all Scouts that paid the full registration fee by that date. The login information will be sent to the listed unit contact. After April 1st, logins will be sent as payments are received. Complete instructions and step-by-step guide can be found on the Norwela website.











Campsite Reservation

Kinsey Scout Reservation maintains ten campsites for use by units during the summer camp season. Each site has electricity and covered pavilion. Most campsites have canvas Philmont Tents on wooden platforms. All are near hot showers and flush toilets. Each platform has one tent that houses two people only, so if the campsite doesn't have enough tents troops should arrange to bring more to fulfill the total need. The campsite reservation will be based on two adults in each tent. Cots are not provided with the tent and platforms but are available at registration for a \$5 fee. Campsite X has cabin camping available for \$50 per person, per week. There are three cabins, and they accommodate ten people per cabin.

Please reference the following list of campsites for specific information on campsite details, including special accommodations and the number of platforms found at each site. Registration for a campsite will improve your chance of being assigned to the campsite of your choice. Campsites will be shared if no one unit fill the registration deposit) will hold a specific campsite for a unit. Requesting a reservation is easy and can be accomplished in one of the following ways:

1. Fill out and return a unit reservation form to the Council Service Center along with your \$150 deposit.
2. You can request a reservation by logging into your Tentaroo account and click on the upcoming events tab at the top of the page. You can fill out an electronic version of the reservation form as well as place your deposit with a credit card.

Once you have submitted your request, you will receive a confirmation email to the address listed in your Tentaroo account. If you do not have a Tentaroo account you create on at <https://norwela.tentaroo.com>, or we can create on for you with the information

<u>Campsite</u>	<u>Platforms</u>	<u>Concrete Pads</u>
 A	12	
 F	3	♿ 6
 B	14	
 C	12	
 J	11	
 K	10	
 UU	none	(bring your own tent)
 V	10	
 T	6	Adirondacks
 X	3	cabins (10 campers/cabin)

From the paper form. For more information on the Tentaroo process please refer to the Tentaroo instructions on Norwela.org.

Campsite reservations are not refundable but may be applied to the total camp fee and the campsite reserved may be exchanged for a different campsite if it is available at that time. If a unit reserves a site that is too large for the number of campers they bring to camp, the KSR Summer Camp staff has the right to assign an additional unit to share that campsite.

Dietary Needs/ Food Allergies

The Camp Cook can order some special food for vegetarians and campers with known food allergies. Please provide a **specific list of food allergies/requests** to the Camp Director **at least two weeks prior** to arrival at camp. Campers may have to bring some dietary supplements and food with them for specialty dietary restrictions.

Arrival and Check-in

Units should plan on arriving at camp between 1:00 PM and 3:00 PM on Sunday. Upon arrival at camp, the Scoutmaster and Senior Patrol Leader will report to the Hallett Building with all paperwork, which includes the following for each unit:

1. **Scouting America Medical Forms Parts A, B1, B2, and C are completed prior to arrival at camp** for every scout and adult on camp, regardless of length of stay.
2. **Completed, Paid in Full Registration in Tentaroo.**
3. **Blank Unit Swim Classification Record Form** (see pg. 31)

Covid Guidelines

All of the latest CDC and State protocols for school attendance will be followed for Covid 19 exposures and quarantine. After unit Paperwork is collected and the unit is checked in, a Campsite Host will be assigned to take the troop to set up and prepare for swim checks Swim checks are required for all campers and adults participating in any water-based activities on camp property. After the troop has set up camp and prepared for swim checks, the campsite host will take the troop on a brief guided tour of the camp, highlighting major program areas. **Units will complete their swim checks during this time at the Swimming Pool.** For efficiency at check-in, we recommend having Scouts wear their swimwear under their clothes at arrival to camp.

Items to bring on the camp tour:

1. Swim Trunks
2. Towel
3. Money for Trading Post
4. Field Uniform Shirt if arriving closer to dinner time.

Swim Checks

Swim classification tests conducted at the unit level should be conducted by one of the following council-approved resource people: Aquatics Instructor Scouting America, Aquatics Supervisor Scouting America, Scouting America Lifeguard, certified lifeguard, swimming instructor, or swim coach. The results of the test should be recorded on the Unit Swim Classification Record and brought with the unit leader to camp. A copy of the reviewer's certificate or card must be attached to the Unit Swim Classification Test Record Form.

The KSR Aquatics Staff reserves the right to retest any swimmer.

Swimmers who are very winded during the aquatic activities or upon completion of a swim test may be designated beginners. Please remind swim test participants to pace themselves.

Vehicles and Parking

All vehicles should remain parked in the parking lot by the Dogtrot from Sunday afternoon until Saturday morning. The KSR Ranger and Summer Camp Key 3 employ a zero-tolerance policy when it comes to vehicles on camp property during summer camp. Violations may result in eviction of the vehicle.

Check Out

Check-out procedures will begin Saturday after breakfast and should be completed before 10:00 AM. **Units with special check-out considerations should make plans through the Camp commissioner or Camp Director in advance.** Vehicles will be permitted access to campsites to load/unload equipment.

The Commissioner or Program Director or Camp Director and Unit Leader must conduct a final campsite inspection **prior to a unit's dismissal from camp**, and the **Camp Check-Out Form** must be submitted to the Check-in Location at Before a unit leaves camp.

Medical forms and Closing paperwork should be collected at this time. Any medical forms and registration paperwork not collected by the unit will be forward to the Scout Office for pickup at later date.

Health Forms and medication should be picked up from the Health Lodge and advancement records should be obtained from the Program Director prior to leaving. Units checking out early can pick theirs up from the Council Office.

Youth Protection Policies for Summer Camp



Youth Protection Training

All Adults are required to have a current Youth Protection Training Certificate. This training must be taken every two years.

Two Deep Leadership

There must be a minimum of two adult leaders with each unit and/or campsite. The unit leader or anyone serving as a unit leader must be at least 21 years of age and a registered member of Scouting America. The second adult must now also be 21 years of age or older. For units with female Scouts, at least one of the

adult leader in attendance must be female.

No One on One Contact

One-on-one contact between adults and youth members is not permitted. In situations that require personal conferences, such as Scoutmaster's Conference, the meeting is to be conducted in the view of other adults and youths.

Respect of Privacy

Adult leaders must respect the privacy of youth members in situations such as changing cloths and taking showers at camp and intrude only to the extent that health and safety requirements. Adults must protect their own privacy in similar situations. Many individual showers and restroom stalls are in use at Kinsey Scout Reservation.

Appropriate Attire

Proper clothing for camp activities is always required.

Constructive Discipline

Discipline used in Scouting should be constructive and reflect Scouting's values. Corporal punishment is never permitted in any situation.

Hazing is Prohibited

Physical hazing and initiations are prohibited and may not be included as part of any Scouting activity.

Youth Leader Training and Supervision

Adult leaders must monitor and guide the leadership techniques use by youth leaders and ensure that Scouting America policies are followed.

Appropriate Sleeping Quarters

Male and Female leaders must have separate sleeping facilities. Married couples may share the same quarters if appropriate facilities are available. Male and female youth participants will not share the same sleeping facilities. No youth will tent with another youth two years older or younger.

Behavior Guidelines

All members of Scouting America are expected to conduct themselves in accordance with the principles set forth in the Scout Oath and Law. Physical violence, hazing, bullying, theft, vandalism, insults, and drugs and alcohol have no place in Scouting program and may result in the revocation of a Scout's membership. Unit leaders are responsible for monitoring the behavior of youth members and interceding when necessary. The leadership of the camp will determine if misbehavior warrants expelling a camper from property, and it is the unit and parent's responsibility to transport the camper home.

Health and Medical Procedures

A Current Scouting America Annual Health and Medical Record with Parts A,B, and C completed within the past twelve calendar months, is required for all staff, leaders, and campers in attendance at KSR. Health history and examination by a physician are required for

This form, Medical forms are shared only on a need-to-know basis and will on file in the health lodge. Forms may be picked up from the health lodge upon departure from camp. Per relevant laws, uncollected forms will be destroyed upon completion of each camp session. Upon arrival at camp, every medical form is reviewed by a physician, health officer, or other adult approved by the camp physician. The check is required by Scouting America National Standards and helps improve the health and safety of all campers. The Camp Director and unit leaders are informed of campers with limitations so that the appropriate staff members are alerted. **Any camper, youth or adult, who does not submit a current and completed Scouting America Annual Health and Medical Record, No. 34605, With Parts A,B, and C completed will be required to leave within 24 hours.** There is no fee refund in this situation. Visitors on camp for less than 24 hours are not required to submit medical forms. All prescription medications are to be kept in locked storage. An exception may be made for a limited amount of medication to be carried by the camper, leader, parent, or staff member for life-threatening conditions including bee sting or heart medication, inhaler, or for limited quantities of medication approved for use in first aid kit. All drug dispensation must be documented using the Routine Drug Administration Record, one sheet for each camper.

Health Lodge

Kinsey Scout Reservation Summer Camp employs a Camp Health Office under the direction of the council physician. The Camp Health Officer resides in the health lodge and is available around the clock. The camp maintains an extensive first aid kit, exam room, and two beds. If a camper requires emergency medical services or needs to see a physician, a Scout's parent or guardian will be notified by telephone. Non-emergency transportation must be arranged by the parents of the unit.

Unit Leader First Aid

Unit leaders are encouraged to provide basic first aid for minor cuts, blisters, and scrapes using a unit first aid kit. Please contact the health lodge for anything beyond adult leader skills and training. The camp welcomes the assistance of qualified medical personnel with visiting units.

Prevention of Dehydration and Heat Exhaustion

Please prepare Scouts to counter common health issues, especially dehydration and heat exhaustion. Symptoms of dehydration and heat exhaustion are more varied than just being thirsty or hot and may include nausea, loss of appetite, headaches, dizziness, and muscle cramps. Please review the Scouting America Handbook for symptoms of and first aid for dehydration and heat exhaustion. Every camper should carry a water bottle and drink plenty of water while at camp. Water refill stations are provided throughout the program areas.

Buddy System

The buddy system is strictly enforced at KSR. Youth should always make efforts to be in groups of two or more campers.

Emergency Procedures: Medical Emergency

In the event of a medical emergency, the Camp Health Officer should be contacted immediately. If a medical emergency is beyond the skill and training of the Health Officer, the camp staff will contact emergency medical services.

Severe Weather

In case of severe weather, campers should seek shelter in buildings or tents. **At least one adult leader in each unit should have completed Scouting America Hazardous Weather Training and be familiar with precautions for lightning and tornadoes.** In a tornado warning, campers should seek cover in the nearest solid structure with a slab (Hallett, Wasner, Dining Hall, or shower houses.)

Motor Vehicles and Parking

Parking is provided in two designated parking lots for adult leaders and visitors. Troops may use vehicle to pull trailers to the campsite. After the gear and trailer are at the campsite, the vehicle must return to the designated parking lot. Units may leave the trailer in the campsite to store gear if it is not blocking the way of campers or emergency vehicles. Vehicles should not be moved into campsites and program areas are restricted to authorized camp vehicles only.

No ATVs are permitted at camp outside of the ATV program.

Prohibited Items

Alcohol, Tobacco, and Drugs

Possession or use of any alcoholic beverage, illegal drugs, or misuse of prescription drugs is expressly prohibited. Anyone found in violation of this will be asked to leave the camp property and reported to local law enforcement agency. All Prescription Drugs need to be in their original packaging with pharmacists' labels.

The use of tobacco products is limited to adults in specifically designated areas.

Firearms, Ammunition and Archery equipment

KSR Summer Camp RATA Staff will provide all shooting equipment. **Please leave all personal guns, ammunition, bows and arrows at home.**

Fireworks

Fireworks and or pyrotechnic devices are prohibited at camp.

Troop and Individual Equipment

Units should prepare detailed checklists to ensure all necessary equipment is brought to camp. A shakedown may also be needed to ensure that unnecessary items stay at home

Please Label All Items

Metal items: use an engraving tool or permanent marker

Plastic items: use a soldering iron or wood burning tool (be careful no to go too deep) or a permanent marker

Clothing: sew in clothing labels with names or use permanent laundry markers.

Summer Camp Packing List

Scout Basic Essentials:

The Scouting America Handbook lists **ten outdoor essentials** that campers should plan to take on every outing. These essentials can be carried in a day pack and are appropriate for summer camp.

- ◆ Folding Blade Pocket Knife
- ◆ Personal First Aid Kit: (See the list of suggested items in your Scouting America Handbook to pack in your personal first aid kit)
- ◆ Extra Clothing
- ◆ Rain Gear or Poncho
- ◆ Water Bottle
- ◆ Flashlight (with extra batteries)
- ◆ Trail Food
- ◆ Matches and Fire Starters
- ◆ Sun Protection (sunscreen, wide brimmed hat, neckerchief)
- ◆ Sunglasses
- ◆ Camp Map and Compass
- ◆ Clothing (1 full change per day)
- ◆ Scout uniform shirt
- ◆ Scout uniform shorts/pants
- ◆ Scout uniform belt
- ◆ Scout uniform socks
- ◆ Scout uniform hat
- ◆ Scout Field Uniform
- ◆ Scout uniform neckerchief and slide
- ◆ Scout t-shirts
- ◆ Shorts
- ◆ Underwear (2 pair per day)
- ◆ Extra socks (rotate them out)
- ◆ Extra shoes (rotate them out)
- ◆ Socks (2 pair per day change after lunch to dry feet and prevent blisters)
- ◆ Boys-Swim trunks (no speedos)
- ◆ Girls swimsuit (1 piece swimsuits)
- ◆ Sleeping gear
- ◆ Cot
- ◆ Sleeping bag or bed roll
- ◆ Small pillow and pillow case
- ◆ Eating kit/Mess kit: only need for Thursday Dinner
- ◆ Spoon and fork
- ◆ Plate/bowl
- ◆ Camp Cup you will carry this with you everywhere on camp for hydration. Water is provided in all areas.
- ◆ Cleanup kit
- ◆ Soap
- ◆ Toothbrush
- ◆ Toothpaste
- ◆ Dental floss
- ◆ Comb or hairbrush
- ◆ Towels for bathing
- ◆ Feminine hygiene items
- ◆ Baby powder anti-chafe powder
- ◆ Scout handbook
- ◆ Merit badge books
- ◆ Notebook
- ◆ Pencil or pen
- ◆ Totin' chip and firem'n chit
- ◆ Waterproof watch
- ◆ Battery operated alarm clock
- ◆ Personal medications (with original prescription packaging)
- ◆ Eyewear and eyewear protection and supplies
- ◆ Camera with extra batteries
- ◆ Money for trading post
- ◆ Other gear required for specific merit badge courses or activities as required by merit badge book or merit badge counselor

****Some merit badges and activities require specific clothing or equipment. Some examples are Swimming and Lifesaving. Check your meri badge books.**

Group Summer Camp Gear

Most troops bring a trailer to camp to store common equipment. Below is a list of general equipment often needed at a long-term camp. Some troops may wish to bring other items to enrich their experience or to cook special desserts or snacks for their campers.

Prohibited Items

- ◆ Tents (If not using camp tents)
- ◆ Dining Fly or Canopy (1 per patrol)
- ◆ Nylon Cord or Paracord
- ◆ Group first Aid Kit
- ◆ Repair Kit and Tools
- ◆ Tarps
- ◆ Rope
- ◆ Patrol Flag
- ◆ The United States Flag
- ◆ Lanterns
- ◆ Solid Fire Starter
- ◆ Matches
- ◆ Water Jugs
- ◆ Ice Chests
- ◆ Hand Carts
- ◆ Camp Chairs
- ◆ Wood Tools
- ◆ Dutch Oven
- ◆ Charcoal
- ◆ Trash Bags
- ◆ Registration Paperwork
- ◆ Maps
- ◆ Merit Badge Book Library
- ◆ Advancement Forms and Record Book
- ◆ Bulletin Board Material and Stapler or Tacks
- ◆ Alcohol
- ◆ Personal Firearms, Ammunition, and Bows and Arrows
- ◆ Tabacco Products or Vapes
- ◆ Fireworks and Pyrotechnic Devices
- ◆ Video Games or Gaming Devices
- ◆ Fixed Blade Knives
- ◆ Excessive Grooming Products
- ◆ Highly Odorous Products such as Scented Body Sprays
- ◆ Excessive Amounts of Candy
- ◆ Clothing with Inappropriate Language or Graphics
- ◆ No Pets of any kind, except for special needs animals, are permitted in camp
- ◆ Campers are not permitted to use ATVs (all-terrain vehicles) or UTVs (Utility Cart Vehicles)



Idea Disabilities or Special Needs Accommodations

If a Scout or Adult needs some extra help to enjoy the camp experience, let us know! Unit leaders should contact the Camp Director prior to camp regarding campers with special needs who require assistance from camp staff. Arrangements should be made in writing so the preparation can be accurate and staff training can be completed for accommodations. Camp is not able to accommodate all possible special needs, but the staff will work diligently to make arrangements where possible.

Mobility

Camp Staff will be able to provide cart transportation to Scout with special mobility needs between merit badge sessions. Please contact the Camp Director by June 1, 2025 to make any arrangements. If there are not enough carts available, the camp staff may issue a special vehicle permit to a unit for the sole purpose of transporting a Scout with mobility needs. There are several wheelchair accessible showers and restrooms at camp. Campers may bring their own wheelchairs or motorized chairs, but ATVs are not permitted.

Summer Camp Procedures

Vehicles in Camp

Upon arrival, vehicles may go to campsites after troop check-in, unload/drop trailers, and return to the designated parking areas at the Hallett Building and at the Dog Trot Entrance. Gates will be shut by the Ranger and locked due to safety reasons at 9pm Sunday evening!

Uniform and Attire in Camp

The Official Scouting America field uniform is always an appropriate dress at summer camp. Every camper is expected to wear the field uniform at evening meals while performing flag ceremonies, attending chapel, and during campfires. The activity uniform substituting a Scout T-shirt for the uniform shirt, is encouraged at all other times. Campers should wear sturdy walking or hiking shoes with socks and closed toes. Lighter shoes may be worn at the campsite or at the waterfront. Sandals or shoes without toes, or with gaps or holes, are unsafe and prohibited. Inappropriate clothing includes sleeveless undershirts, cutoff shirts or shorts, clothes with holes, clothing with alcohol, tobacco or drug promotions, sexual references, vulgar, sexist, or racist saying or symbols, gang insignias, and bikini swimsuits or speedos. Questionable or offensive tattoos must remain covered.

Leader Meetings

A meeting for all adult leaders and senior patrol leaders will be held after the opening campfire on Sunday night. Each day, the Camp Commissioner will hold an adult leader meeting after breakfast. Unit leaders will be able to ask questions, get any updates on special events going on in camp, and daily newsletter will be distributed. In addition to adult leader meetings, there will also be a daily SPL meeting with the program director. This will be like the morning leader meeting but will cover things pertinent to the SPLs. Bring a notebook.

Campsite Inspection

Campsite cleanliness is the responsibility of the unit and unit leadership. The Camp Commissioner will perform daily inspections of each campsite for cleanliness, originality, impressiveness, and organization. Campsite awards will be given at the Friday night closing campfire.



Dining Hall and Meals

Before each meal, the camp assembles at the campsite markers on the parade ground. The camp staff facilitates the flag ceremony, grace, provides program notes, and dismisses Scouts to go eat. The table waiter system, relying on a few Scouts for each unit, is used in the Dining Hall for setting up and cleaning up after meals. The Dining Hall Steward will explain this during the camp tour.

Leader Training

Our staff and volunteers will host a variety of leadership training opportunities throughout the week. Be sure to check our council website and the Kinsey Scout Reservation for updates to the leader guide.

Tuesday Leader Dinner

The Scout Executive will host two leaders from each unit for Fellowship, Food and Feedback about the Summer Camp program.

Mail for Campers

All outgoing mail may be placed in the mail box inside the trading post. Mail will be taken to the post office in town on a daily basis. Incoming mail will be available only to the unit leaders after 1:30 pm. Each campsite will have an assigned mail box inside the trading post. All mail sent to campers at KSR should be addressed:

Scout Name, Troop # or Staff

Kinsey Scout Reservation

3492 Hwy 171 South

Stonewall, LA 71457

Parents are encouraged to write their Scouts while they are at camp. Please remember that the mail takes more time in a rural area than in a large city or suburb. Letters mailed after Wednesday probably will not arrive in time. Any mail received after the troop has checked out will be returned to sender.

Flag Ceremonies

The camp will assemble twice daily for opening and closing flag ceremonies. Scouts will raise and lower the flag every day after Sunday. Scouts and leaders are expected to attend the evening flag ceremony in complete field uniform. Scouts should wear the field uniform when performing any flag ceremony as the honor guard. Youth Buglers are encouraged to play.



Inter-troop Campfires

Each Thursday night, the troops in camp are paired up together for an evening of fun and fellowship. We try to pair up troops of similar size as well as troops from different councils. Starting at about 5:00 pm the schedule activities of their own choosing such as chapel services, nature hikes fishing trips, or maybe even a game of gaga ball. It is recommended that troops should do a campfire together to ensure that the Scouts in Communication merit badge are able to fulfill their campfire planning requirement.



Campsite Cooking

To encourage development of outdoor cooking skills and assist in meeting rank and merit badge requirements, Thursday night is Campsite Cooking night. We encourage cooking competitions between patrols and troops. Ingredients will be available for pick up from the kitchen by 4:00 pm.

Friday Campfire

At the Friday night campfire, Scouts will provide the skits, stunts and songs. There will be sign ups during the week with an audition on Thursday night for campfire selection and placement. Not every skit will be chosen for the campfire so practice hard and polish up your acting and musical skills.

Wrangler Campers

Scouts who wish to attend summer camp outside of a regular troop may attend Kinsey Summer camp as a Wrangler Scout. Wrangler campers will enjoy all the benefits of camp including a tent, merit badge sessions, twilight activities, and meals in the dining hall. Also provided will be two deep adult leadership with a Scoutmaster. Wranglers attending one week of camp should follow the same registration and payment schedule as other scouts. Wranglers attending KSR summer camp for a second week are exempt from late fees. Wranglers may register for any week of camp

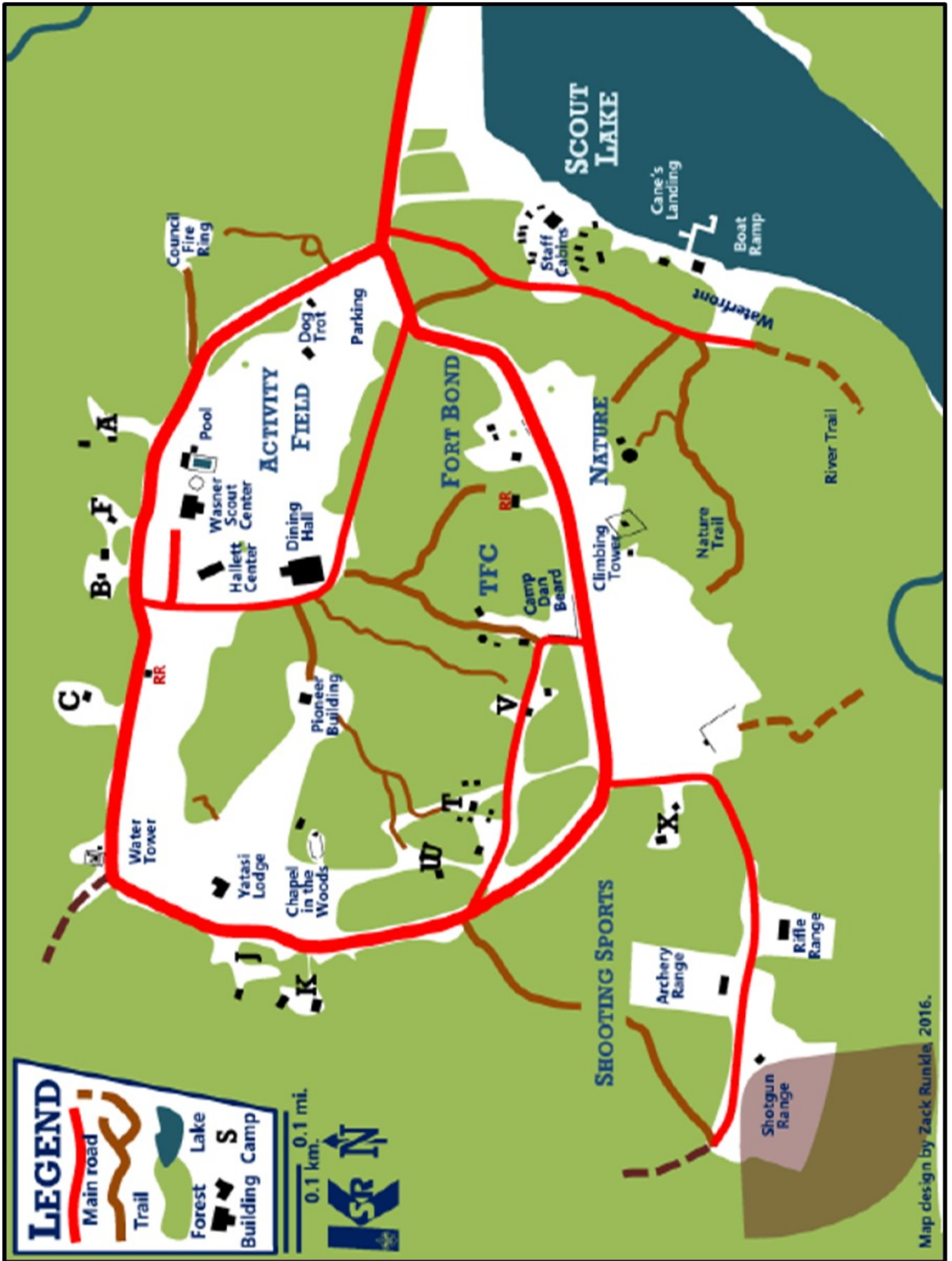
General Information on Merit Badge Sessions

Experiencing camp through merit badge is the core of the summer camp program for Scouts. Merit badge sessions are offered by the program staff throughout each day, mostly during four scheduled session times. Our Merit Badge course offerings feature just under half of the required merit badges for Eagle. We also offer:: Our **Trail to First Class Program** has been designed to introduce new Scouts to the fundamental skills they need throughout their scouting Journey. The summer camp program offers many merit badge programs for every skill level. Merit badge class sessions last an hour and fifteen minutes with fifteen minutes in between to travel to the next class. With several trails strategically placed to connect key parts of the camp, this allows more than adequate time to navigate between the areas. Attendance in class does not guarantee completion of any merit badge. Scouts are encouraged to participate fully in each session to receive the maximum benefit. Unforeseen circumstances, such as inclement weather, may result in incomplete coursework. Scouts should come to camp with a familiarity of the subjects they will be learning about for the week Merit badge pamphlets are available for purchase at the trading post during camp but acquiring a merit badge pamphlet from the Scout Service Center prior to camp is recommended. It is a good idea to bring a spiral notebook for each merit badge session. The US Scouting Service project has a list of printable merit badge workbooks available at <http://usscouts.org/mb/worksheets/list.asp>. The first requirement of many merit badges is to know first aid procedures for common injuries or illnesses that may occur during the associated activity. Counselors will touch on this topic, but Scouts should be familiar with basic first aid procedures before attempting more adventurous merit badge topics. Scouts will be able to complete many merit badges at camp. Some merit badges have requirements that should be completed prior to camp and some requirements may only be completed outside of camp. Scouts must demonstrate completion of each requirement before it is approved by a counselor. Kinsey Summer Camp merit badges and programs are run through various program areas on Kinsey Scout Reservation. This is to ensure qualified instruction by knowledgeable counselors and a great experience by Scouts in each area.



2025 Week at a glance Daily Schedule

Summer Camp at Kinsey Scout Reservation	Sunday	Monday	Tuesday	Wednesday	Thursday	Friday	Saturday
5:00 AM Scout Law March		Dog Trot	Dog Trot	Dog Trot	Dog Trot	Dog Trot	Campsite Cleanup
6:00 AM Reveille		Campsites	Campsites	Campsites	Campsites	Campsites	Campsites
7:00 AM Wash Hands		Dining Hall	Dining Hall	Dining Hall	Dining Hall	Dining Hall	Dining Hall
7:25 AM Flags							
7:30 AM Breakfast		Hallett	Hallett	Hallett	Hallett	Hallett	Scoutmaster MB Records Pickup
8:30 AM- Senior Patrol Leader (SPL) Meeting/Scoutmaster Meeting							
9:00 AM Merit Badge Session		MB Areas	MB Areas	MB Areas	MB Areas	MB Areas	Pack up/ Sign Out
10:15 AM- Rotate/Rehydrate		Break	Break	Break	Break	Break	
10:30 AM- Merit Badge Session		MB Areas	MB Areas	MB Areas	MB Areas	MB Areas	
11:45 AM- Rotate/Rehydrate		Break	Break	Break	Break	Break	
12:00 PM Lunch		Dining Hall	Dining Hall	Dining Hall	Dining Hall	Dining Hall	
1:00 PM Free Time/Rest		Troop Sign In	Troop Campsites, Trading Post	Troop Campsites, Trading Post	Troop Campsites, Trading Post	Troop Campsites, Trading Post	Troop Campsites, Trading Post
1:30 PM Merit Badge Session	MB Areas		MB Areas	MB Areas	MB Areas	MB Areas	
2:45 PM Rotate/Rehydrate	Break		Break	Break	Break	Break	
3:00 PM Merit Badge Session	MB Areas		MB Areas	MB Areas	MB Areas	MB Areas	
4:15 PM Free Time	Trading Post Program Areas		Trading Post Program Areas	Trading Post Program Areas	Trading Post Program Areas	Trading Post Program Areas	Troop Relay Event/Patrol Challenge
5:00 PM Clean up, Class A's	Campsites		Campsites	Campsites	Campsites	Campsites	Campsites
5:15 PM Flags	Opening Flags	Dining Hall	Dining Hall	Dining Hall	Campsites	Closing Flags	
5:30 Dinner	Dining Hall					Family Night	
6:30 PM-7:00 PM	Free Time	Free Time, Free Swim, Troop Swim-Pool, Troop Time	Free Time, Free Swim, Troop Swim-Pool, Troop Time	Chapel in the Woods (6-6:30) OA Night (6:30)	Free Time, Free Swim, Troop Swim-Pool, Troop Time	Family Time/ Program Areas Open	
7:00 PM (M-F) Merit Badge Session / Free Time		Merit Badge Program Area/ Campwide Activities	Merit Badge Program Area/ Campwide Activities	Merit Badge Program Area/ Campwide Activities	Merit Badge Program Area/ Campwide Activities	Free Time/ Campfire Prep	
8:00 PM Opening/ Closing Campfire	Opening Campfire	Campsites	Campsites	Campsites	Campsites	Campsites	Closing Campfire
9:00 PM Clean up/ Showers	Campsites	Campsites	Campsites	Campsites	Campsites	Campsites	
10:00 PM Taps/Lights Out							



Map design by Zack Runkle, 2016.

Star to Eagle Program (STEP)

Our Star to Eagle Program was designed to help older Scouts learn key skills that will help older Scouts learn key skills that will help them advance through these last few ranks of Scouting. Earning the coveted Eagle rank is more complex than just completing 21 merit badges, 6-7 Scoutmaster Conferences, and 8 Boards of Review. True the Scout must know and live by the Scout Oath and Law. , they must be an active member of their Troop and diligently hold leadership positions. Yes, they must have completed service hours as they progressed in Scouting. The Eagle rank is about more, though. This highest rank in Scouts is also about time management, scout skills, demonstrated leadership, planning, and preparation. In today's fast-paced world, Scouts sometimes get overwhelmed with the amount of work they are tasked with like homework, school projects, sports, music, volunteering. Our goal is to help Scouts better prepare themselves for the task they will need to accomplish to advance from Star Scout to Life Scout to Eagle Scout. This Covers the Eagle Scout Service Project, the checklist of items to be completed prior to applying for the eagle Scout rank, and the Eagle Scout Board of Review.

Field Trips

Scouts enrolled in certain merit badges will have the opportunity to take field trips of camp property. If adult leaders with vehicles are needed, the Commissioner will make an announcement at the daily leader meeting. Adults interested in helping us with transportation need to have the Driver's License and vehicle insurance available to photocopy for camp records. This good deed may even apply as credit toward the Scoutmaster Merit Badge.

The Trail to First Class (TFC)

This hallmark program is designed for new Scouts, especially those coming to resident camp for the first time and working on their Tenderfoot through First Class requirements. This is the ideal experience for the novice scout, designed to deliver a hands-on experience of the Patrol Method. Participants in the program begin with the history of Scouting, the origin of Scout Spirit, and the concept of participatory citizenship. Scouts will be covering requirements for knots, lashing, wood tool use and care, swimming, lifesaving techniques, orienteering, plant and animal identification, fire building, and first aid. Each Scout will need a swimsuit, towel, personal first aid kit, and their Scout handbook. Scout skills, the Patrol Method, and the Buddy System are stressed throughout the week. Please note that this is merely an introductory course in the essentials of Scouting even active participation in the curriculum will not create a First Class Scout in on week's time. It will be up to the Scout's home unit and Scoutmaster to fully achieve this lofty goal because there is so much to learn. TFC classes will be held in the Fort Dan Beard Program area found on the camp map.



Aquatics Merit Badges

SCOUTING AMERICA Lifeguard



This course is intended for Scouts and Leaders serving on a camp staff or who wish to in the future. Scouts must be at least 15 years of age and have completed the Lifesaving, Swimming, and First Aid merit badges.

Swimming



This merit badge is required for the rank of Eagle Scout and is an essential Scout skill. Scouts must be classified as a Swimmer and will practice swimming.

Canoeing



Scouts must be classified as a swimmer and need to bring shoes that can get wet during classes.

Lifesaving



Advanced merit badge for strong swimmers. Scouts need to bring long pants and a button up shirt that can get wet. Prerequisites include Second Class requirements 8a through 8c and First Class requirements 9a through 9c. Completion or concurrent of the Swimming Merit Badge is also recommended by not required.

Rowing



Scouts must be classified as a swimmer and need to bring shoes that can get wet during the course

Motorboating



What can be more fun than operating a motorboat at summer camp? Scouts not only have the opportunity to earn this education and exciting merit badge, but will also receive an official Safe Powerboat Handling Certificate upon successful completion of this course. Please note that in order to participate in this merit badge course, the participant has to pass Scouting America Swim Test.

Small Boat Sailing



This is the most advanced boating merit badge. Scouts must be familiar with knots and be classified as Swimmers. Bring shoes that can get wet during the course.

Kayaking



This is an exciting merit badge for Scouts who are classified as swimmers and also familiar with watercraft such as rowboats and canoes. Students must be strong swimmers.

Mile Swim Scouting America



This is an award that Scouts and leaders can earn at camp. Campers must participate in practices Monday through Friday from 6am to 7am each morning. Participants will swim the mile at 6am on Friday morning. Please note that missing a session can be cause for dismissal from the Mile Swim program.

RATA Merit Badges (Shooting Sports)

Through the RATA program at KSR, Scouts will learn about the sport of shooting, safety, and how to maintain a firearm. The requirements for these merit badges are strenuous. Parents and Scouts are strongly encouraged to review the books at home prior to arriving at camp. RATA merit badges classes fill quickly, so don't delay when classes open up for registration.

Archery



Scouts will learn how to safely handle and shoot a bow and arrow. There is a \$15 program fee for this merit badge. Scouts will complete the compound bow option with Genesis bow and shoot arrows at 15 yard targets.

Rifle Shooting



Scouts will use .22 cal. Rifle with and without scopes under the instruction and supervision of an NRA Instructor. There is a \$20 program fee for this merit badge.

Shotgun Shooting



Shotgun shooting requires participants to use 20 gauge shotshell type guns. Scouts must be 13 years of age or older. There is a \$25 program fee for this merit badge.

Red River Rifles



Red River Rifles is a Norwela exclusive recognition and is open to campers and leaders. Scouts should be at least second year campers and shooting experience is recommended. Through this course, participants will use muzzle loader, black powder rifles shooting at long distance targets. Scouts will be under the instruction of a NRA instructor. There is a \$25 fee, which includes on Red River Rifle patch upon successful completion of the program.

Outdoor Scout Skills at Fort Bond

Camping



This is a significant merit badge required for the Eagle Scout Rank. The instruction covers camping skills including gear selection, navigation, campsite selection, and food prep. Scouts should complete requirements 4a and 4b as they prepare for summer camp by making a duty roster and assisting another patrol to do so. Requirements 8c and 8d must be completed outside of class by preparing a menu and cooking a variety of patrol meals. Scouts must camp a total of 20 days and nights as defined in 9a to complete the merit badge. Scouts will be able to rappel and complete 9b(6) at camp but must complete one other 9b option outside of camp. Requirement 9 cannot be completed at camp.

Cooking (Two Period Class)



The cooking merit badge introduces principles of cooking that can be used both at home or in the outdoors. Scouts who earn this merit badge will learn about food safety nutritional guidelines, meal planning, and methods of food preparation, and will review the variety of culinary careers available. Participants will need to prepare their own meals on Thursday during Troop cooking event. There is a \$20 program fee for this merit badge.

Metalwork



Scouts will use the blacksmith forge and iron in this merit badge session. Scout need to wear long pants and long-sleeved shirt to protect themselves from the heat of the forge. Scouts may bring their own gloves. Minimum age is 13 years old. There is a program fee of \$15 for materials. Scouts will complete steel items with decorative twists, L bends and U bends.

Pioneering (Two Period Class)



Scouts will use ropes, lashing, and spars to build useful and fanciful camp gadgets and towers. Scouts should be familiar with the knots and lashing of the Tenderfoot, Second Class, and First Class ranks to participate in this merit badge course. Suggested items to bring include knife and gloves.

Orienteering



Scouts will learn about map and compass navigation and competitive orienteering. They will lay out and complete orienteering course and find their way with other navigational aids. This is an essential skill for wilderness travel and backcountry trekking. Scouts may complete requirement 10 outside of the session.

Wilderness Survival



Scouts should have mastered First Class first aid and outdoor skills in order to participate in this challenging merit badge. Scouts will participate in a Thursday overnight survival session and learn how to live in remote locations and extreme situations. Scouts must have clothing and shoes appropriate for a hike and overnight outpost.

Health Merit Badges

First Aid



This merit badge is required for the Eagle Scout rank. Scouts should already have a good understanding of the first aid requirements for Tenderfoot, Second Class, and First Class ranks. Instruction in this session will focus on first aid skills beyond these requirements including an understanding of CPR and AED use along with more extensive injuries and situations. Scouts should bring a first aid kit for requirement 2d.

Search and Rescue



Scouts will learn real life search and rescue skills. They will learn proper procedures and learn proper procedures and then practice them in realistic situations and scenarios. After taking this merit badge course, scouts will know how to do their part to

to help in real life situations.

Science Merit Badges

Space Exploration



Catch the spirit of the great space explorers. Experience why space missions are launch and the physics of rocketry. Scouts will build, launch, and recover model rockets. There is a \$15 program fee for materials and rocket assemblies.

Welding



Scouts will get to experience the skill of welding commonly used in industry and agriculture. Long pants and a long-sleeved shirt are required to protect themselves from the torch. Minimum age for this course is 12 years old. There is a program fee of \$20 for materials.

Scoutcraft Merit Badges

Basketry



Scouts will make two kinds of baskets and a camp stool seat using various kinds of material and weaving. Scouts will also learn about traditional Chickasaw basketry techniques. Basketry kit is included in the \$15 program fee for this merit badge.

Indian Lore



Scouts will discover the Native American culture including languages, traditions, tribes and heritage. There is a \$15 program fee for this merit badge.

Leatherworking



Scouts will be making leather crafts such as a knife pouch and dyeing a belt. Scouts will learn how to craft a care for leather items and should bring one leather item from home such as a pair of gloves, shoes, or belt. Materials are included in the \$15 program fee for this merit badge.

Nature Pavilion Area Merit Badge Program

Environmental Science



This is a particularly challenging merit badge required for the rank of Eagle Scout. It is highly advisable to obtain the merit badge book from the Scout Service Center and read it through before summer camp. Through the study of this merit badge, Scouts explore ecology, pollution prevention, endangered species, environment impact and conservation, and discuss all of their connections. Pencil and Paper are necessary for this merit badge course.

Fishing



Scouts will learn to use fishing tackle, knots, lures, and baits. Scouts are encouraged to bring their own fishing tackle but may use the camp equipment. Scouts must catch, clean and cook at least one fish. Consumption of the fish is not requirement of the merit badge.

Forestry



Through identifying types of plants and trees, investigating the life cycle of a forest, and discovering the roles that different forms of life play in that life cycle. Scouts will take away a deeper understanding of the many resources our forest provide, and the role humans play in preserving and protecting those resources.

Reptile and Amphibian Studies



Although Reptiles and amphibians come in many shapes, sizes and colors, move about in various ways and live in a vast array of habitats they are connected by their common threads. Join an exciting journey of discovery while learning about the commonalities that connect reptiles and amphibians.

Nature



Scouts will show proficiency on a varied study of ecosystems, animals, plants and soil. This is a great merit badge to combine with another badge in the Nature program area as many requirements overlap.

Weather



Meteorology is the study of Earth's atmosphere and its weather and the ways in which temperature, wind, and moisture act together in the environment. In addition to learning how everyday weather is predicted, Scouts learn about the extreme weather such as thunderstorm, tornadoes, and hurricanes, and how to be safe in those incidents.

Other Merit Badge Programs

Communications



Communication is an Eagle required merit badge that covers the many different forms of communications while also exploring things that affect communication. Participation will prepare a daily newsletter for unites, organize campfires and attend a meeting. Participants should interview someone prior to coming and should bring the notes with them. In addition, participants should bring any props used to describe themselves. Scouts should not bring anything of great monetary or sentimental value that could be lost or damaged..

Aviation



For most of history, people have dreamed of flying, imagining how it would feel to soar through the sky like an eagle or hover in midair like a hummingbird, to float on unseen currents, free of Earth's constant tug, able to travel great distance and rise above any obstacle. Today, through aviation, we cannot only join the birds but also fly farther, faster, and higher than they ever could. Preparation: Requirement 4 prior to camp. Recommended for third year campers.

Personal Fitness



This Eagle-required merit badge is frequently referred to as one of the most difficult to complete due to the 12 –week commitment to exercise, including tracking And recording the results. Obviously, it cannot be completed during the week of Summer Camp, but our experienced counselor will help participants develop a plan and will continue to encourage them even after summer camp. Participants should complete requirement 1a and 1b before arriving at camp.

KSR Activities and Competitions

Evening Activities

Camp-wide activities will be hosted each night by camp staff. SPL will receive the schedule daily in the SPL meeting. Join us for fun, competition, and surprises.

A Scout is Reverent

Wednesday evening is our interfaith chapel service at the Chapel in the Woods. Join us at 6:30 for fellowship through faith.

Wednesday Night is OA Night

After chapel each Wednesday, our local lodge, Caddo Lodge 149 wants to hang out at camp with all the campers and staff. Come play games and enjoy refreshments with all of our Arrow men and women as we celebrate Scouting and Summer Camp!



Scoutmaster Dessert Cook-Off

Do not forget to pack your secret ingredients this summer along with your Dutch ovens and supplies. Thursday night, while the Scouts prepare dinner at the campsite, Scoutmaster will be busily preparing their tastiest creative desserts. Don't forget to save a serving for Camp Key 3 because they are your judges in the Scoutmaster Dessert Cook-Off. Winners will be announced and recognized at the Friday Campfire.

Scoutmaster Merit Badge

Scoutmaster Merit Badge is a great way for scoutmaster to earn a merit badge at summer camp while enjoying the fellowship and competition at camp. See the list of things needed to accomplish this in the leaders guide.

Campsite Cooking

Troops will prepare dinner on Thursday night. Units can begin sending Scouts to fetch ingredients from Dining Hall Steward at least 30 minutes prior to dinner. Dinner will be a meal fit to feed a hungry Scoutmaster, including plenty of versatile ingredients with the invitation to put your own spin on it. Do not forget about the Scoutmaster Dessert Cook-Off either. The menus for the Thursday night dinner in the campsite will be distributed before camp to allow units to bring any gear, recipes, or added ingredients that they desire.


Troop Campfire

Your troop will organize a campfire program and invite some staff members to attend as guests. This is a troop's chance to hang out with their favorite staff members.

Bear's Den Trading Post

The Bear's Den Trading Post has added items this summer. In addition to games available for use in the Trading Post, Scouts can also check out sports equipment and stock up in souvenirs, snacks, and scouting supplies. The bear's Den is open most hours of the day and evening except for meals and camp wide activities. Accepted payment methods include credit and debit cards, check, and cash. All prices include sales tax.

There is not an ATM machine at camp.





SCOUTMASTER MERIT BADGE

The Scouts aren't the only ones that can have fun. All adults can earn the Kinsey Scout Reservation Scoutmaster's Merit Badge.

Turn in to Camp Office by lunch on Friday.

Adult Leader Name: _____

Troop: _____ Council: _____

Earn 12 points from the following: (Each activity is worth 1 point unless noted)

1. Be an instructor in a program area (2 Points)	
2. Attend all class meetings of the Star to Eagle Program (4 points)	
3. Participate in Cobbler Cook	
4. Skeet Shoot (4 shots) \$1.00	
5. Rifle Shoot (10 shots) \$1.00	
6. Red River Rifles \$20.00	
7. Go Fishing	
8. Attend Chapel in Class "A"	
9. Complete Safe Swim Defense / Safety Afloat training	
10. Complete the Scout Law March	
11. Server for one meal in the dining hall	
12. Supervise dining hall cleanup during 1 meal	
13. Facilitate a troop patrol leader council	
14. Learn to tie a new knot. Teach it to a Scout	
15. Pass Swim Test	
16. Enjoy a delicious treat from the snack bar	
17. Complete the mile swim	
18. Take a nap one afternoon	
19. Visit every program area where you have Scouts in classes	
20. Identify a tree that you did not previously know	
21. Other activity approved in by the Leader Training Staff	

I certify, on my honor, that I have satisfied the requirements for the Scoutmaster Merit Badge

Swim Classification Record

(Changes and/or corrections to the following chart should be initialed and dated by the test supervisor.)

Unit Number _____

Date of Swim Test _____

	Full Name (Print) (Draw lines through blank spaces)	Medical Recheck Parts A-B	Swim Classification		
			Non-Swimmer	Beginner	Swimmer
1					
2					
3					
4					
5					
6					
7					
8					
9					
10					
11					
12					
13					
14					
15					

The swim classification test performed at a unit level should be conducted by one of the following council-approved resource people: Aquatics Instructor, BSA; BSA Lifeguard; BSA Swimming & Water Rescue; or other lifeguard, swimming instructor, etc. Test administrators should utilize chapter 5 of the BSA Aquatics Supervision Guide.

NAME OF PERSON SUPERVISING & FACILITATING THE SWIM TEST:

Print Name

Signature

Type of Authorization/Training
(Attach a copy of certification if required by council procedure)

Expiration Date if applicable

Campsite Inspection Form:

HEALTH AND SAFETY ITEMS	Score
Flammables stored in locked container	5
Visible Fire Extinguisher	5
Fireguard chart filled out and displayed	10
Sink/water trough clean and disinfected	5
No vehicle in campsite	20
First aid kit visible in campsite	5

TENTS: All tents should be uniform throughout the campsite, window flaps open (rolled and tied) or closed. Each tent is to have personal gear and sleeping gear arranged. All sleeping bags are to be rolled or laid out neatly. No clothing on tents.

FIRST AID KIT: Sitting out in plain view of ALL Scouts in the troop.

FIRE PIT & FIREGUARD CHART: The fire pit should be clean and clear of debris. Proper fire safety equipment should be present at the fire pit if it is in use. The Fireguard Chart should be clearly displayed on the campsite bulletin board. No fire is to be left unattended at the campsite. (A fire left unattended or fire damage to tents or other campsite facilities will result in a total score of ZERO for inspection)

UNIFORMITY AND NEATNESS	Score
All tent flaps down	5
All tent ropes secured and tied	5
Grounds clean of all litter and food	10
Clothes lines marked and in safe area	5

ADEQUATE GARBAGE DISPOSAL: No unclosed garbage bags. There should be no sign of unburned garbage in your fire pit.

FLAGS: American Flag, State Flag, and Patrol Flag(s) properly displayed.

BULLETIN BOARD: This may be improvised but must be adequate to post score sheets, and patrol roster with individual assignments. This information must be in plain view at all times.

GENERAL RULES	Score
Unit & U.S. Flag properly displayed	10
State Flag properly displayed	5
Patrol Flag properly displayed	5
Camp Improvements	5

PATROL ASSIGNMENT OF DUTIES: Each patrol is to have a duty roster for all patrol members.

GROUND: The campsite and surrounding area are to be neat, clean, and free of all trash or garbage.

RESTROOM: Should be clean a free of trash, lids closed, and the sinks are clean and clear.

SHELTER: Swept floors and tables clean and clear, no unnecessary electrical items plugged in.

GATEWAY: Gateway should be theme related. It should show creativity and imagination.

Merit Badge Requirement Verification Form

The merit badge program at Kinsey Scout Reservation Summer Camp is specifically designed to reflect the outdoor experience of camp. As a result, most merit badges offered may be completed entirely at camp. In some cases, however, a requirement may be designated for completion at home or an alternate setting. In such cases, the Scout is asked to bring evidence of completion for review by his merit badge counselor. Please use this form to record requirements completed prior to camp or outside the camp setting.

Troop Number: _____

Council: _____

Unit Leader Name (Please Print): _____

Unit Leader Phone Number: _____

Unit Leader E-mail: _____

Scout Name Merit Badge Requirements Completed

Scout Name	Merit Badge	Requirements Completed	Leader Initials

Leader Initials I confirm that the above listed requirements were completed by the Scouts named and that credit may be given by the merit badge counselor.

Unit Leader Signature _____ Date_____

Please turn completed form into the camp office or to the relevant program area director. Forms should be delivered in person by the adult leader.