






Backpacking Equipment



(Suggested List)






Equipment		Approximate Cost	Store	Comments
<p>http://www.coleman.com/coleman/promotion/youth_camping2.asp</p> <p>This link is not the normal Coleman link. It is for non-profit organization use.</p> <p>You may use it due to your affiliation with BSA but will need to create an account in order to receive a password.</p>				
Backpack				
Livingston X50 External Frame		\$54.15	Coleman	4 lbs.
Bozeman X60 External Frame		\$63.07	Coleman	5 lbs. 1 oz.
Tatarian X55 Internal Frame		\$77.51	Coleman	3.76 lbs.





Kwanzan X40 Internal Frame		\$67.50	Coleman	3.22 lbs.
Traipse X45 Internal Frame		\$70.02	Coleman	3.02 lbs.
Plunge X35 Internal Frame		\$62.01	Coleman	2.7 lbs.
Sleeping Bag				
Emmons X20		\$52.98	Coleman	3 lbs. 3 oz.





Cloudcroft X20		\$92.00	Coleman	2 lbs. 10 oz.
Klickitat X20		\$74.47	Coleman	2 lbs. 11 oz.
Tasman X20 Hybrid		\$36.99	Coleman	4 lbs. 11 oz. This one is just slightly over the 4 lb. Suggested weight but should be alright.


Miscellaneous Gear

Trekking Pole		\$8.91	Coleman	
Rest Easy Sleeping Pad		\$6.75	Coleman	Weighs 0.8 lb.

<p>Convoluted Pad</p>		<p>\$16.14</p>	<p>Coleman</p>	<p>Weighs 1.5 lbs.</p>
<p>Self-Inflating Pad</p>		<p>\$21.18</p>	<p>Coleman</p>	<p>Weighs 3.7 lbs.</p>
	 <p>G.S.I. Lexan Ware Bowl</p>	<p>\$3.49</p>	<p>Bass Pro</p>	<p>You don't need this for this trip as they can eat directly from the container that their food will be in.</p>
	 <p>G.S.I Lexan Ware Cutlery Set</p>	<p>\$1.99</p>	<p>Bass Pro</p>	
	 <p>Nalgene Water Bottle</p>	<p>\$7.49 - 8.49</p>	<p>Bass Pro</p>	<p>If your Scout has a Camelbak, they may attach it to the back of their backpack and use it instead of a water bottle.</p> <p>Keep in mind that water weighs in at 8 lbs. per gallon.</p>

	 <p>Blue</p> <p>Frog Toggs All Sport Rainsuits</p>	\$39.95	Bass Pro	<p>You can also just pick up a poncho for \$3.00 - 10.00.</p> <p>These are only in adult sizes. For smaller sizes, the following website can be used to purchase Poly Woggs. They completed my order and had them shipped to me in only a couple of days.</p> <p>Cost: \$22.95</p> <p>http://www.froggtoggs.net/children_suits.html</p>
Columbia Boy's Silver Ridge Convertible Pants	 <p>Nimbus</p>	\$29.99	Campmor	<p>http://www.campmor.com/</p> <p>Only need 1 pair of pants for the entire trip.</p>
Columbia Youth Boy's Mountain Tech Ringer Tee	 <p>Tangerine</p>	\$14.95	Campmor	<p>http://www.campmor.com/</p> <p>If this style isn't available, you can choose any other type just make sure that it doesn't have any cotton in it.</p> <p>Will need 2 shirts for the entire trip</p>
Smartwool Hiking LT Crew	 <p>Taupe</p>	<p>\$7.99</p> <p>Buy 2 or more - \$6.99 each</p>		<p>DO NOT wear cotton socks.</p> <p>You will need socks made from Merino Wool. Youth sizes are difficult to find locally but you can use a women's size.</p> <p>Campmor has many sizes and types to choose from. If choices allow, select a medium to light hiker. Don't use heavy hiker as they will be too thick.</p> <p>Will need at least 3 pair.</p>
	Swimming trunks			
	Toiletries			Toothbrush and toothpaste, toilet paper, etc.
	Light-weight jacket			

	Light-weight towel that will dry quickly.			<p>Can also use a bandana</p> <p>Bass Pro Shops sells "Packtowl" which is extremely light and quick drying.</p> <p>Large size sells for \$14.95</p>
RedHead McKinley Jr. Hiker		\$19.95	Bass Pro	<p>I recommend purchasing boots locally so they can be tried on to determine proper fit.</p> <p>Academy Sports and Outdoors also has a selection of youth hiking boots.</p>
RedHead Tracker Hiker		\$24.95	Bass Pro	
RedHead XTR Hiker		\$24.95	Bass Pro	
		Price varies		<p>Will need either this type of sandal or inexpensive water shoes in order to swim. There are many rocks in the water in the location we'll be and no one will be allowed in the water without footwear.</p> <p>Try and pick up light one's that will dry fast.</p> <p>NO SHOWER SHOES NO LANTERNS</p>
	Headlight with one extra set of batteries			
	Underwear			3 or 4 pair

	Personal First Aid Kit			Leader will carry all prescriptions medicines. Make sure they are individually packaged and labeled (complete with instructions for use).
	 <p>Carabiners</p>	Price varies		Will need approximately 4 of these in order to attach water bottle, etc.

Notes:

- We will be using our Troop tents and dividing the weight up between the 2 Scouts who will be using them (one will carry the tent while the other will carry the rainfly and poles).
- All equipment, including the actual backpack itself, should not exceed 25 lbs.
- Scouts are not permitted to bring or use backpacking stoves unless they have been pre-approved by the Scoutmaster. For pre-approval, the Scout must demonstrate that he knows how to properly operate the stove as well as understands all safety precautions associated with the stove.
- If you do not have and will not be able to obtain the suggested equipment, please let me know as soon as possible so I can see what can be done in order to ensure your Scout is equipped and able to participate in this outing.